



District Report Card: 2017


State: Arunachal Pradesh	District: Siang
Class: 3	Subject: Mathematics
Schools: 35	Students: 270


Participation/Coverage


Students

<div>GENDER</div> <div></div>	Boys		Girls	
	Number	%	Number	%
	117	43.33	153	56.67

<div>AREA</div> <div></div>	Rural		Urban	
	Number	%	Number	%
	193	71.48	77	28.52

<div>CATEGORY</div> <div></div>	SC		ST		OBC		GEN	
	Number	%	Number	%	Number	%	Number	%
	2	0.74	260	96.30	3	1.11	5	1.85

<div>CWSN</div> <div></div>	LD	VI	HI	S&LD	ID	Oth
	0	0	1	4	3	8

<div>Management</div> <div></div>	Government		Government-aided	
	Number	%	Number	%
	249	92.22	21	7.78

Average Performance of Students in Mathematics (%)

Overall	Gender		Area		Management		Social Group			
	Male	Female	Rural	Urban	Govt.	Aided	SC	ST	OBC	GEN
64.32	62.74	65.53	62.56	68.74	66.64	36.83	50.00	64.15	77.78	70.67

Performance on Learning Outcomes (LOs)

Learning Outcomes	Description	Average Performance(%)
M301	Reads and writes numbers up to 999 using place value	66.55
M302	Compares numbers up to 999 based on their place values	75.19
M303	Solves simple daily life problems using addition and subtraction of three digit numbers with and without regrouping	59.42
M304	Constructs and uses the multiplication facts (up till 10) in daily life situations	59.26
M305	Analyses and applies an appropriate number operation in the situation/ context	62.59
M306	Explains the meaning of division facts by equal grouping/sharing and finds it by repeated subtraction	57.04
M309	Identifies and makes 2D-shapes by paper folding, paper cutting on the dot grid, using straight lines etc.	82.28
M311	Fills a given region leaving no gaps using a tile of a given shape	47.59
M312	Estimates and measures length and distance using standard units like centimeters or meters & identifies relationships	40.00
M317	Reads the time correctly to the hour using a clock/watch	71.85
M318	Extends patterns in simple shapes and numbers	59.23
M319	Records data using tally marks, represents pictorially and draws conclusions	78.89

Range of Performance of Students who Answered Correctly							
Below 30%		30% - 50%		50% - 75%		Above 75%	
Number	%	Number	%	Number	%	Number	%
36	13.33	54	20.00	65	24.07	115	42.59

Lowest Performing Learning Outcomes (LOs)

- 1 - Estimates and measures length and distance using standard units like centimeters or meters & identifies relationships (40.00)
- 2 - Fills a given region leaving no gaps using a tile of a given shape (47.59)
- 3 - Explains the meaning of division facts by equal grouping/sharing and finds it by repeated subtraction (57.04)
- 4 - Extends patterns in simple shapes and numbers (59.23)
- 5 - Constructs and uses the multiplication facts (up till 10) in daily life situations (59.26)